





Your animals are part of the family,  
take care of them naturally!



*Naturally efficient*



Dermoscent<sup>®</sup>, committed to your animal's skin health and quality of life since 2003



The alliance of science and nature

Products based on ingredients of natural origin



Recommended by veterinarians

Available in veterinary clinics



Made in France

A laboratory based in Castres in the south of France, with a network of French partners



High tolerance

Safe formulas and a physiological pH



Ease of use

Practical and easy to use solutions



For the well-being and comfort of your family

Rediscover the pleasure of cuddling your animal!

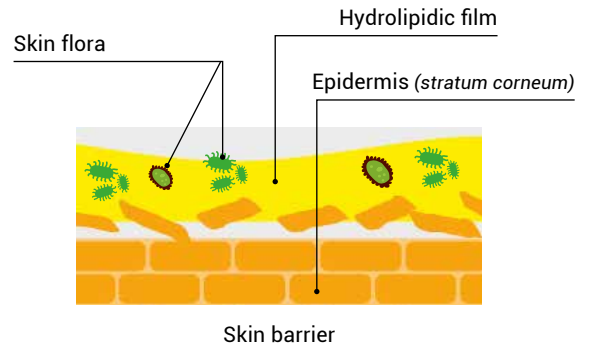


It's our mission  
to deal with skin disorders!

## The skin barrier: an essential role

The skin barrier, what's that? It is the **protective layer** on the surface of your animal's skin which acts as a **barrier against aggressions** from the outside environment.

Taking care of the skin barrier is important because when it is **damaged**, your animal's skin is vulnerable and problems can appear: **bad odors, redness, dandruff, excessive hair loss, skin flora imbalances...**



## The Dermoscent® solution

### Essential fatty acids

You may know them under the name of **Omega 3 and 6!** These fatty acids are called essential because they are indispensable but cannot be synthesized by your animal.

At Dermoscent®, our essential fatty acids are **plant-based**, and can be **applied directly on the skin** for an easy application and a fast effect.

**For a healthy skin barrier!**



### Essential oils & other natural ingredients

The essential oils and other plants extracts provide the skin with **numerous benefits**.

Dermoscent® products are developed by specialists who perfectly master dosages to ensure the best efficacy and safety.

# For each need...

6

Body hygiene  
EFA PHYSIO SHAMPOO  
ESSENTIAL MOUSSE®



8

Coat maintenance  
PHYSIO EASY BRUSH

NEW



10

Ear hygiene  
ESSENTIAL OTO®  
PYOCLEAN® OTO



12

Bad odors, dandruff,  
hair loss, greasy skin  
Sebo-regulating line

ESSENTIAL 6® SEBO SHAMPOO  
ESSENTIAL MOUSSE®  
ESSENTIAL 6® SPOT-ON



14

Redness, itching, dry skin  
Soothing line

ATOP 7® SPOT-ON  
ATOP 7® SPRAY  
ATOP 7® MAX HYDRA  
ATOP 7® HYDRA CREAM  
ATOP 7® SHAMPOO  
ATOP 7® MOUSSE  
ATOP 7® WIPES



18

Skin flora imbalances  
Purifying line

PYOSPOT®  
PYOCLEAN® SPRAY  
PYOCLEAN® SHAMPOO | PYOCLEAN® MOUSSE  
PYOCLEAN® WIPES



# ...its Dermoscent® solution

20

Age-related behavioral disorders  
SENIOR SPOT®



21

Joint and muscle comfort  
SILVER MASSAGE OIL

22

Dry nose and pads, calluses  
DERMOSCENT BIO BALM®



23

Boo-boos, damaged skin  
CICAFOLIA®



24

Sun protection  
SUNFREE SPF30+

25

Stress and related skin disorders  
AROMACALM®



26

Weakened nails and coat  
KERAVITA®



27

Urinary comfort  
UTI-ZEN®



28

Horse care  
ESSENTIAL 6® SPOT-ON  
DERMOSCENT BIO BALM®



# Body hygiene

## EFA Physio Shampoo



### Extra-gentle physiological shampoo

- Gently cleanses without soap
- Removes bad odors
- Enhances coat shine
- Protects the skin barrier while hydrating the skin

*Suitable for the sensitive skin of puppies and kittens over 3 months of age.*

Once to several times a week.



200 ml / 6.76 fl.oz.



### KEY INGREDIENTS



GREEN APPLE LIPOAMINO ACIDS



SAPONARIA ROOT EXTRACT



NIADOLI ESSENTIAL OIL



PUMPKIN SEED EXTRACT



HEMP SEED OIL

## Essential Mousse®



### Rinse-free cleansing foam

- Gently cleanses without soap
- Removes dandruff and bad odors
- Enhances coat shine
- Protects the skin barrier while hydrating the skin

*Helps space out shampoos.*

As often as necessary.



150 ml / 5 fl.oz.



■ Directions for use: follow our tutorial videos!

## How to bathe a dog?



### How to apply a shampoo?

- Apply on wet coat and lather
- Leave on for at least 2 minutes and rinse thoroughly
- Repeat the process if necessary
- Wipe-off with a towel, brush and leave to dry

### How to apply a rinse-free foam?

- Shake the bottle
- Fill the palm of the hand
- Massage against the direction of hair growth
- Remove the dirt with a towel
- Brush and leave to dry

*In case of a skin infection, the use of gloves is recommended to bathe your pet.*



# Coat maintenance

**NEW**

## PHYSIO Easy Brush

### Rinse-free natural detangling foam

- Facilitates brushing and knot detangling
- Prevents the formation of knots
- Helps protect the hair structure
- Improves coat shine and softness

*Natural formula – Silicone-free*

*Quick & easy foam application*



As often as necessary.

 150 ml

 Moka, yorkshire



 Pepsi, fox terrier poodle cross



### KEY INGREDIENTS



'SILICONE-LIKE' FROM SUNFLOWER OIL (C15-19 ALKANE)



HYDROLYZED RICE PROTEINS




ABYSSINIAN CRAME SEED OIL ESTERS



NIAOULI ESSENTIAL OIL

■ Directions for use: follow our tutorial videos!

## How to use PHYSIO Easy Brush?



- Shake the bottle
- Apply on the coat insisting on knots
- Brush and leave to dry



# Ear hygiene

## Essential Oto<sup>®</sup>

### Physiological ear cleanser

- Removes excess earwax and debris
- Deodorizes

*"Twist-open" cap allowing a practical single-handed use.*

Once to twice a week depending upon ear canal dirtiness. Remember to disinfect the nozzle after each application.

   100 ml / 3.38 fl.oz.



#### KEY INGREDIENTS



GREEN APPLE LIPOAMINO ACIDS



SAPONARIA ROOT EXTRACT



NIAOULI ESSENTIAL OIL



HEMP SEED OIL



#### KEY INGREDIENTS



GREEN APPLE LIPOAMINO ACIDS



HONEY & PROPOLIS



RED MYRTLE ESSENTIAL OIL



N-ACETYLCYSTEINE

## PYOclean<sup>®</sup> Oto

### Purifying ear cleanser

- Removes excess earwax and debris
- Deodorizes
- Helps purify and soothe the ear canal

*Hygienic and practical single-doses.*

**During otitis externa:** once a day to cleanse and prepare the ear canal prior to receiving medication.


**For maintenance to limit relapses:** once a week.

   10 single-doses x 5 ml / 0.17 fl.oz.

■ Directions for use: follow our tutorial videos!

---

## How to apply an ear cleanser?



- Hold your pet in a comfortable position in front or next to you
- Tilt the head slightly and pour in the product until the canal is filled
- Massage the base of the ear from the bottom upwards
- Let your pet shake the head and wipe away the excess with a compress or cotton pad
- Repeat with the other ear
- Remember to give your pet a treat

---

*The use of cotton swabs is not recommended as it drives the earwax more deeply into the ear canal.*



Bad odors, dandruff, hair loss, greasy skin

## Sebo-regulating line

### Essential 6<sup>®</sup> Sebo Shampoo



#### Sebo-regulating shampoo

- Gently cleanses without soap
- Removes dandruff and bad odors
- Enhances coat shine
- Helps rebalance greasy or scaly skin
- Protects the skin barrier while hydrating the skin

*Targets bad odors without masking them.*

Once to several times a week.



200 ml / 6.76 fl.oz.



#### KEY INGREDIENTS



PEPPERMINT ESSENTIAL OIL



ROSEMARY ESSENTIAL OIL



HEMP SEED OIL



GREEN APPLE LIPOAMINO ACIDS

### Essential Mousse<sup>®</sup>



#### Rinse-free cleansing foam

- Gently cleanses without soap
- Removes dandruff and bad odors
- Enhances coat shine
- Protects the skin barrier while hydrating the skin

*Helps space out shampoos.*

As often as necessary.



150 ml / 5 fl.oz.



#### KEY INGREDIENTS



GREEN APPLE LIPOAMINO ACIDS



SAPONARIA ROOT EXTRACT



NIADOLI ESSENTIAL OIL



HEMP SEED OIL

# Essential 6<sup>®</sup> spot-on

## Hydrating regulating spot-on

Essential 6<sup>®</sup> spot-on combines 6 actions to help:

- Hydrate the skin and reinforce the skin barrier
- Enhance coat shine
- Reduce dandruff and slow down hair loss (excluding seasonal shedding)
- Promote hair regrowth
- Deodorize while respecting the animal's sense of smell
- Protect the skin thanks to its antioxidant effect

*Helps space out shampoos.*

*Can substitute the daily oral intake of essential fatty acids (Omega 3 & 6).*

*Easy and quick application.*

*Patented.*



### Initial care:

1 pipette a week for 2 consecutive months.

### Maintenance:

1 pipette every 2 weeks as long as necessary. For small mammals (rabbit, ferret, guinea pig, hamster, rat, mouse, etc.), apply from a few drops to 1 entire pipette depending on the weight of the animal.



4 pipettes

### KEY INGREDIENTS



PEPPERMINT  
ESSENTIAL OIL



ROSEMARY  
ESSENTIAL OIL



HEMP SEED OIL



VITAMIN E

## How to apply a spot-on?

Directions for use: follow our tutorial videos!



- Break the top of the pipette
- Part the coat
- Apply between the shoulders, at 1 or 2 points directly on the skin
- For animals with long or abundant hair, brush the coat the day after application to remove residue
- Do not bathe the animal 2 days before or after application
- No need to massage the spot of application, a bio-diffusing agent will enable an optimal diffusion to the entire body

No known interaction with any other spot-on

## ATOP 7<sup>®</sup> spot-on

### Soothing and repairing spot-on

- Hydrates, protects and promotes skin barrier repair
- Helps soothe sensitive, irritated skin

*1st 100% natural spot-on specifically designed for atopic skin needs.*

*Can substitute the daily oral intake of essential fatty acids (Omega 3 & 6).*

*Easy and quick application.*

1 pipette a week as long as necessary.



4 pipettes



KEY INGREDIENTS



PHYTOCERAMIDES



TURMERIC  
ESSENTIAL OIL



WINTERGREEN  
ESSENTIAL OIL



HEMP SEED  
OIL



NEEM LEAF  
EXTRACT



# Redness, itching, dry skin

## Soothing line

### ATOP 7<sup>®</sup> Hydra Cream

#### Moisturizing fluid cream

- Hydrates the skin durably
- Restores skin suppleness and nourishes intensely
- Protects and helps reinforce the skin barrier to ensure protection against external aggressions
- Penetrates very quickly thanks to its fluid and light texture to help relieve distressed skin.

*Ideal for localized hairless areas.*

*Discourages the animal from licking thanks to its bitter taste.*

Once to twice a day.

  50 ml / 1.66 fl.oz.



#### KEY INGREDIENTS



OLIVE SQUALANE



RED MICROALGAE EXTRACT



ORANGE ESSENTIAL OIL



HEMP SEED OIL

### ATOP 7<sup>®</sup> MAX hydra (Hydra Spray)

#### Protective hydrating mist

- Intensely hydrates the skin
- Promotes the development of beneficial skin flora to ensure a healthy skin microbiome
- Protects and helps reinforce the skin barrier

*Its mist effect enables an easy and homogeneous application on a large surface.*

*No need to spread with hands. Non sticky.*

*2 in 1 solution: hydration of the skin & balance of the skin flora*

*Deters the animal from licking thanks to its bitter taste*

Once to twice a day.

  200 ml / 6.76 fl.oz.



#### KEY INGREDIENTS



NATTO GUM



RED MICROALGAE EXTRACT



PRE & PROBIOTIC COMPLEX



HEMP SEED OIL



# Redness, itching, dry skin Soothing line

## ATOP 7<sup>®</sup> Spray

### SOS soothing spray

- Helps reduce irritation and soothe itchiness
- Hydrates, protects, and helps reinforce the skin barrier
- Penetrates very quickly thanks to its ultra-fine texture and helps relieve distressed skin
- Creates an invisible protective and non-occlusive film, like a "second skin", for a durable action

**Patented. Steroid free.**

1 to several times a day. Can be used alone in mild to moderate cases or as complementary care in more severe cases. For animals with an aversion to sprays, apply the product with a cotton pad or gauze.



75 ml / 2.5 fl.oz.



#### KEY INGREDIENTS



CAPER FLOWER BUD EXTRACT



CAJUPUT ESSENTIAL OIL



RICE EXTRACT



HEMP SEED OIL

## ATOP 7<sup>®</sup> Shampoo



### Soothing cream-shampoo

- Gently cleanses without soap
- Helps soothe irritation and itchiness
- Protects the skin barrier while hydrating the skin

**Smooth creamy texture for maximum comfort.**

Once to several times a week.



200 ml / 6.76 fl.oz.



#### KEY INGREDIENTS



CLEANSING AGENTS FROM COCONUT



CAPER FLOWER BUD EXTRACT



WINTERGREEN ESSENTIAL OIL



HEMP SEED OIL

---

## ATOP 7<sup>®</sup> Mousse



### Rinse-free cleansing and soothing foam

- Gently cleanses without soap
- Helps soothe irritation and itchiness
- Protects the skin barrier while hydrating the skin

*Helps space out shampoos.*

Once to twice a week.



150 ml / 5 fl.oz.



#### KEY INGREDIENTS



GREEN APPLE  
LIPOAMINO ACIDS



CAPER FLOWER  
BUD EXTRACT



LEMON TEA TREE  
ESSENTIAL OIL



HEMP SEED OIL

---

## ATOP 7<sup>®</sup> Wipes



### Soothing wipes

- Cleanse, hydrate and help soothe
- Ideal for hard-to-reach areas  
(folds, interdigital spaces, corkscrew tails...)

*Practical, on-the-go format.*

As often as necessary.



20 wipes



#### KEY INGREDIENTS



GREEN APPLE  
LIPOAMINO ACIDS



SAPONARIA ROOT  
EXTRACT



PHYTOCERAMIDES



HEMP SEED OIL



# Unbalanced skin flora Purifying line

## ■ PYOspot®

### Purifying spot-on

- Helps purify and restore the balance of skin flora in dogs prone to recurrent imbalances of the skin microbiota
- Helps soothe while reinforcing the skin barrier and preserving skin hydration

*Easy and quick application.  
Patented.*

1 pipette a week as long as necessary.  
A regular and continuous use helps maintain a healthy skin to limit relapses.

 4 pipettes



### KEY INGREDIENTS



NEEM LEAF EXTRACT



SAVORY ESSENTIAL OIL



PALMAROSA ESSENTIAL OIL



HEMP SEED OIL

## ■ PYOclean® Spray

### Purifying spray

- Helps purify the skin and rebalance the skin flora
- Promotes the skin's natural defenses thanks to a prebiotic
- Soothes, hydrates and helps reinforce the skin barrier

*N-acetylcysteine helps fight against germ communities (biofilms).  
Patented.*

Twice a day.

  50 ml / 1.66 fl.oz.



### KEY INGREDIENTS



MANUKA ESSENTIAL OIL



LAVANDIN ESSENTIAL OIL





N-ACETYLCYSTEINE AND PREBIOTIC



HEMP SEED OIL

---

## ■ PYOclean<sup>®</sup> Shampoo and Mousse

  **Purifying cleansing solutions with or without rinsing**

- Gently cleanse without soap
- Help purify and restore the balance of the skin flora
- Remove bad odors
- Protect the skin barrier while hydrating the skin

***Do not irritate or dehydrate the skin.***

Once to several times a week.

  200 ml / 6.76 fl.oz. - 150 ml / 5 fl.oz.

*In case of a skin infection, the use of gloves is recommended to bathe your pet.*

---



### KEY INGREDIENTS



GREEN APPLE  
LIPOAMINO ACIDS



MANUKA  
ESSENTIAL OIL



HONEY & PROPOLIS



HEMP SEED OIL

## ■ PYOclean<sup>®</sup> Wipes

 **Purifying wipes**

- Cleanse, hydrate and help purify
- Ideal for hard-to-reach areas (folds, interdigital spaces, corkscrew tails...)

***Handy travel pack.***

As often as necessary.

  20 wipes



### KEY INGREDIENTS



GREEN APPLE  
LIPOAMINO ACIDS



CAJEPUT  
ESSENTIAL OIL



ALLANTOIN



HEMP SEED OIL

# Age-related behavioral disorders

## SENIOR spot®

### Well-being spot-on

- Helps improve the well-being of senior animals prone to behavioral disorders (lack of energy, night-time agitation...)
- Improves skin and coat condition

*Easy and quick application.*

1 pipette a week as long as necessary.

  4 pipettes



#### KEY INGREDIENTS



RAVINTSARA  
ESSENTIAL OIL



LAVANDIN  
ESSENTIAL OIL



GOJI BERRIES  
EXTRACT



GINSENG  
EXTRACT



HEMP SEED  
OIL



# Joint and muscle comfort

## SILVER Massage Oil

### Dry oil for massage

- Helps relieve muscle and joint discomfort
- Hydrates and helps reinforce the skin barrier
- Protects the skin thanks to its antioxidant action

*Non-sticky dry oil.*

*For a moment of complicity with your pet ♥*

**Acute osteoarthritis, post-operation (fracture, malformation...):**  
once to twice a week as advised by the veterinarian,  
to complement treatments.

**For osteoarthritis maintenance:**  
2 to 3 times a week.

**Before and after physical activities:**  
canicross/agility, mushing, hunting...



100 ml / 3.38 fl.oz.



### KEY INGREDIENTS



ARNICA EXTRACT



TURMERIC EXTRACT



LEMON EUCALYPTUS ESSENTIAL OIL



GRAPE SEED OIL



HEMP SEED OIL

Directions for use: [follow our tutorial videos!](#)

Discover how  
to massage  
your pet!



# Dry nose & pads, calluses

## Dermoscent BIO BALM®

### Repairing and protective balm

- Nourishes and helps repair nose and pads (thickened, rough skin, cracks)
- Helps reduce non-infected calluses (elbow pressure-points)
- Protects the pads (physical activities, snow...)
- Helps soothe interdigital irritation

**Contains over 75% organic-certified ingredients.**  
**Water-resistant texture.**

Once to several times a day.

Before and after each outing for active dogs.

 50 ml / 1.67 fl.oz.



### KEY INGREDIENTS



SOYBEAN OIL\*  
FROM RESPONSIBLE  
FARMING

\* Grown in Europe,  
organic-certified  
and GMO-free.



CAJUPUT  
ESSENTIAL OIL

## #DermoscentFamily testimonials!

- # "My dog had a very dry, cracked nose. At first, I didn't believe it would work. But in just a few days, her nose is all smooth and "repaired". Great product; don't hesitate!" Emeline
- # "I discovered Dermoscent® through this product. As I do a lot of activities with my dog, protecting and caring his paw pads is very important. I did some research to find out which product would be most effective, and your balm was the one that convinced me the most. I use it before and after each run, on top of a protocol of 10 consecutive days' application every 2 months. A perfect example: one month ago, Meiko had a small wound on his paw pad after a run, and Dermoscent BIO BALM® was very helpful in healing it." Louis D.
- # Recommended by professional mushers like Jean-Philippe PONTIER and Cindy DUPORT.

# Boo-boos, damaged skin

## Cicafolia®

### Repairing gel-serum

- Supports the natural skin repair process
- Helps hydrate and purify the skin
- Creates a protective non-occlusive film on the surface of the skin

*Discourages the animal from licking thanks to its bitter taste.*

Once to several times a day.  
Use as long as necessary.

  30 ml / 1 fl.oz.



#### KEY INGREDIENTS



AMAZONIAN RED SAP



RICE EXTRACT



CAJUPUT ESSENTIAL OIL



HEMP SEED OIL



# Sun protection

## SunFREE

### High protecting SPF30+ & hydrating sun care

- Protects the skin from UVA & UVB
- Hydrates

*SPF30+ high protection.*

*Non-greasy and non-sticky water-resistant texture.*

Apply on the area to protect. Renew application regularly (every 2 hours) and after each bathing.

Cleanse the area after exposure to remove residue.

  30 ml / 1 fl.oz.



#### KEY INGREDIENTS



TITANIUM DIOXIDE



ALUMINIUM OXIDE



CANDELLILLA WAX



# Stress and related skin disorders

## Aromacalm®

### Soothing collar

- Helps calm the stressed animal (moving, solitude, difficult cohabitation with other animals, etc.)
- Helps soothe the skin

*Phthalate-free.*

Renew the collar every 4 weeks.

 Cat collar with safety quick-release system: 35 cm / 13.7 in

 Dog collar: 60 cm / 23.6 in



#### KEY INGREDIENTS



LAVANDIN  
ESSENTIAL OIL



WORMWOOD  
ESSENTIAL OIL



HEMP SEED  
OIL



# Weakened nails and coat

## Keravita®

### Food supplement

- Restores coat shine and vitality
- Helps slow down hair loss and promote hair regrowth
- Contributes to strengthening the nails

*Palatable.*

Once a day.

Depending on the weight of the animal:

**0-10 kg (0-22 lbs):** ½ tablet a day.

**10-20 kg (22-45 lbs):** 1 tablet a day.

**20-40 kg (45-90 lbs):** 2 tablets a day.

For an optimal result, it is recommended to use Keravita® continuously and regularly in association with Essential 6® spot-on.



30 tablets



### KEY INGREDIENTS



WHEAT EXTRACT



MILLET EXTRACT



BAMBOO POWDER



VITAMINS & ZINC



# Urinary tract health

## Uti-Zen®

### Food supplement

- Helps maintain urinary tract health

*Palatable.*

Once a day.

Depending on the weight of the animal:

**0-10 kg (0-22 lbs):** ½ tablet a day.

**10-20 kg (22-45 lbs):** 1 tablet a day.

**20-40 kg (45-90 lbs):** 2 tablets a day.

For an optimal result, it is recommended to use Uti-Zen® continuously and regularly.

  **30 tablets**



### KEY INGREDIENTS



POWDER FROM WHOLE BERRIES OF CRANBERRY

## Directions for use

How to give your pet a pill?



## Essential 6<sup>®</sup> spot-on

### Hydrating regulating spot-on

- Helps support the skin barrier, hydrate and soothe the skin
- Improves coat shine
- Helps reduce dandruff and hair loss
- Promotes hair regrowth
- Protects thanks to its antioxidant effect



*Easy to use.*

*Can be used as a complement in case of summer dermatitis.*

*Easy and quick application.*

#### **Initial care:**

1 bottle a week  
for 2 consecutive months.

#### **Maintenance:**

1 bottle every 2 weeks  
as long as necessary.

 4 x 30 ml / 1 fl.oz.

#### KEY INGREDIENTS



PEPPERMINT  
ESSENTIAL OIL



ROSEMARY  
ESSENTIAL OIL



HEMP SEED  
OIL



VITAMIN E

# ■ Dermoscent BIO BALM®

## Repairing and protective balm

- Nourishes the skin  
(dry skin, thickened areas)
- Protects and helps soothe areas prone to friction or weakened by muddy environments.

*Contains over 75%  
organic-certified ingredients  
Water-resistant texture.*

 200 ml / 6.76 fl.oz.



### KEY INGREDIENTS



SOYBEAN OIL\*  
FROM RESPONSIBLE  
FARMING

\* Grown in Europe,  
organic-certified  
and GMO-free.



CAJEPUT  
ESSENTIAL OIL

Once to twice a day on dry or thickened areas  
Once to twice per week on areas prone to friction  
or fragilized by muddy environments.  
Do not bandage.



# My notes

A series of 20 horizontal dotted lines for writing notes.



Dermoscent® thanks you for your confidence!

Join us on social media to follow our news, discover our tips and share your pictures with the #DermoscentFamily!



Facebook





Instagram



LinkedIn





TRENDS  
SETTING  
INNOVATIONS  
SINCE 2003



SCIENTIFICALLY  
PROVEN  
EFFICACY



EASE  
OF USE



*Naturally efficient*



[www.dermoscent.com](http://www.dermoscent.com)



Made in France by Nextmune